


6 by 6

READY TO READ

Six skills by six years

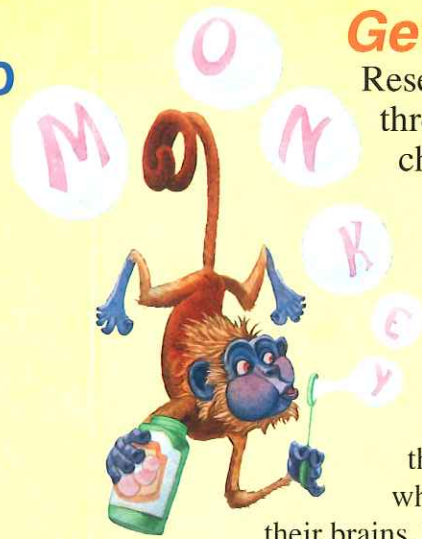
Researchers have identified 6 important pre-reading skill areas that we can help children develop before they learn to read – around the age of 6:

- **Have Fun with Books**
- **Notice Print All Around You**
- **Talk, Talk, Talk**
- **Tell Stories about Everything**
- **Look for Letters Everywhere**
- **Take Time to Rhyme, Sing and Play Word Games**



Get Ready to Read!

Researchers have also identified three distinct age categories as children get ready to read:



Early Talkers: Birth to 2 years


Children from birth to two years are busy learning all about language by absorbing the different sounds they hear, and babbling and cooing in response. They are learning about the world through all of their senses which are sending millions of signals to their brains. The more stimuli they receive from the environment, the more connections are made in the brain. Repetition strengthens the connections and results in learning. In these early years as you bond, you will set the stage for developing a love of language, books and learning.

Talkers: 2 to 3 years

Children's vocabulary is booming in the second and third years. Research shows that children who are read to often have a larger vocabulary and better language skills when they enter kindergarten. Discuss the books you read together and ask questions that require more than a simple "yes" or "no" answer. At least three separate areas of the brain need to be activated to respond, so allow them plenty of time.

Pre-Readers: 4 to 5 years

Four- and five-year-olds are really beginning to recognize that words are made up of individual letters and that each letter has its own name and sound. Being able to hear the individual sounds will help children sound out words when they begin to read.



Six Skills by Six Years

Helping children develop these six skills will get them ready to read by age 6:

• Have Fun with Books

The first step in learning to read is wanting to learn. Choose books that you and your children will enjoy. Use expression when you read. When your children see you reading for pleasure, they will want to be readers, too!

• Notice Print All Around You

Let your children handle books and help you turn pages. Babies will even put them in their mouths! Point to words on the page as you read so your children understand that we read from left to right, front to back, and top to bottom – not all cultures do. Point out signs and printed words wherever you go. Have books, newspapers and magazines throughout your home.

• Talk, Talk, Talk

Point to objects and name them. Name feelings, too! When you come to a new word in a book, talk about its meaning. Children hear and learn more new words when you read books, and a larger vocabulary is linked to greater reading success.

• Tell Stories about Everything

Talk about your day to show that all stories have a beginning, middle and end. Let children help tell the story or act it out. Choose books without words and encourage your children to tell the story from the pictures. Ask questions when you read, such as, "What do you think will happen next?" These activities help with comprehension.

• Look for Letters Everywhere

Children need to know shapes before they can learn letters. Hang shape mobiles above your baby's crib, read books about shapes and play with shape puzzles and sorting games. Talk about letters and letter sounds in objects and words that your children know.

• Take Time to Rhyme, Sing and Play Word Games

Read Mother Goose rhymes and sing with your children. Play with words and help your children sound them out. Rhymes and music help children learn to hear the smaller sounds of language.



**6 by 6,
Ready
to
Read:**

Six Skills by Six Years

**“How do I teach my
child to read?”**

Children get ready to read long before they start school. This is called early literacy and it means what children know about reading and writing before they can read and write. By reading aloud to your child, you can help get them get Ready to Read!

6 by 6



6 by 6, Ready to Read: Six Skills by Six Years was developed by Johnson County Library, Johnson County, KS; artwork by children's author and illustrator Brad Sneed.

These sources were consulted in preparing this information:

www.everychildreadytoread.org/project-history%09/literature-review-2010

*Ghoting, Saroj Nadkarni and Pamela Martin-Diaz.
Early Literacy Storytimes @ Your Library. ALA, 2006.*



www.kslib.info

6 by 6

READY TO READ
Six skills by six years



**Early Literacy and
Your Preschool
Child**



State Library